


[About this patent](#)[Read this patent](#)

## Cab enclosure panels

Robert P. Martin et al

[Read this patent](#)[Download PDF](#)[View patent at USPTO](#)

[Abstract](#) | [Drawing](#) | [Description](#) | [Claims](#)

### Abstract

A set of panel assemblies for enclosing the overhead guard of a vehicle such as a skid steer comprising a windshield/door assembly and side window assemblies. The windshield/door assembly includes a door jamb that is clamped over the front corner posts of the overhead guard and a windshield/door unit hinged on the jamb. The windshield/door unit seals against a generally planar front face of the jamb. The side window assemblies comprise transparent rigid plastic sheets adapted to be attached to the side grille of the overhead guard in a simplified manner and without occupying excessive space in the clearance area between the overhead guard and operating elements such as the lift arms of a bucket.

**Patent number:** 6189954**Filing date:** Dec 2, 1998**Issue date:** Feb 20, 2001**Inventors:** Robert P. Martin, Jr.**Assignees:** Martin Sheet Metal, Inc.**Primary Examiner:** Kiran Patel

### U.S. Classification

29619008; [296/190.1](#); [296/771](#); 29619003

### International Classification

B60J 700

### Claims

What is claimed is:

1. A kit for enclosing an overhead guard of a vehicle such as a skid steer comprising a door/windshield unit and side window assemblies, the door/windshield unit comprising a door jamb separate from and adapted to overlie both the front corner posts of the overhead guard, the jamb providing hinge members adjacent one corner post and providing a generally planar face across the top and two sides of a door opening, a door assembly hinged on said hinge members and capable of sealing against said planar face when closed, the side window assemblies comprising transparent rigid plastic sheets and peripheral weatherstripping having a narrow edge profile whereby they can be externally attached over a side grille of the overhead guard without interference with moving parts of the vehicle such as lift arms for a bucket or the like.

2. A kit as set forth in claim 1, wherein the door jamb has a generally rectangular frame having as elements a generally horizontal header, generally vertical sides and a generally horizontal threshold, the jamb elements having surfaces that form said generally planar face, the side elements having rearwardly directed flanges that are adapted to interact with the corner posts of the vehicle's overhead guard to laterally locate the door jamb on the overhead guard, the threshold having a flange adapted to rest on a portion of the chassis of the vehicle to support the weight of the door jamb and the door assembly, said hinge members being on one of the side elements for pivotally supporting the door assembly about a generally upright axis, the door assembly having a hinged side associated with said hinge members and a latch on a side opposite its hinged side, the door assembly having a closed position where it seals against the planar face of the door jamb, the door assembly including a relatively large windshield that extends over a majority of a frontal area presented by the jamb and door assembly.

3. A kit as set forth in claim 2, wherein said flanges of said side elements are located at the laterally outward extremities of the side elements whereby they are adapted to envelope the outside surfaces of the corner posts.

4. A kit as set forth in claim 2, including clamp elements on said door jamb that capture the front corner posts between themselves and the door jamb to prevent relative forward and rearward movement between the

[Search within this patent](#)

### Citations

Patent Number	Title	Issue date
<a href="#">1650757</a>	(unknown)	Nov 1927
<a href="#">4082343</a>	Resiliently mounted cab-sidewall retainer	Apr 4, 1978
<a href="#">4184712</a>	Enclosure mechanism for roll over protective structure	Jan 22, 1980
<a href="#">4392669</a>	Cab for lift truck with swing out windshield	Jul 12, 1983
<a href="#">4408672</a>	Latch mechanism for a skid-steer loader with a roll over protective structure having a tilt-back capability	Oct 11, 1983
<a href="#">4652037</a>	Protective cover for a fork lift truck	Mar 24, 1987
<a href="#">4772065</a>	Tractor cabin and manufacturing method therefor	Sep 20, 1988
<a href="#">4940280</a>	Protection structure for heavy equipment	Jul 10, 1990
<a href="#">4986593</a>	Work cabin having a front windowpane	Jan 22, 1991
<a href="#">5076635</a>	Rear window for a tractor cab	Dec 31, 1991
<a href="#">5076637</a>	Vehicle cab window	Dec 31, 1991
<a href="#">5203601</a>	Frame and cover for wheeled vehicle	Apr 20, 1993
<a href="#">5273340</a>	Cab assembly	Dec 28, 1993
<a href="#">5286081</a>	Panel cab	Feb 15, 1994
<a href="#">5413188</a>	Operator cabin of bulldozer	May 9, 1995
<a href="#">5450917</a>	Cab window with access feature for	Sep 19, 1995

jamb and the overhead guard.

5. A kit as set forth in claim 4, wherein said clamp elements are removably retained by bolts carried by said door jamb.


6. A kit as set forth in claim 1, wherein said side window assemblies have their transparent sheets generally configured as a polygon with a perimeter, a compressible weather strip having a sealing surface attached to the perimeter of the sheet such that its sealing surface is at a plane spaced from the plane of the sheet, and a plurality of fastening elements spaced inwardly from the perimeter of the sheet such that the fastening elements can engage a grille of an overhead guard in a zone surrounded by said perimeter.

7. A kit as set forth in claim 6, wherein said fastening elements include gripping tabs to engage interior surfaces of the grille.

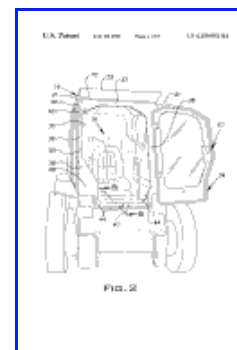
8. A kit as set forth in claim 6, wherein said fastening elements are block-like structures adapted to pass through a grille opening and releasably lock onto the grille when rotated through a limited angle when in said opening.

9. A kit as set forth in claim 8, wherein said fastening element blocks are arranged to compress said weatherstripping when the window assembly is mounted on the side of an overhead guard.

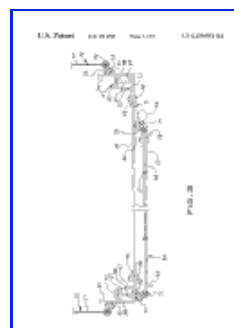
### Drawings



[Page 2](#)



[Page 3](#)



external controls

[Page 4](#)[more »](#)

---

<a href="#">5577795</a>	Operator cab door of construction machine	Nov 26, 1996
-------------------------	-------------------------------------------	--------------

---

**Referenced by**

<b>Patent Number</b>	<b>Title</b>	<b>Issue date</b>
<a href="#">6382711</a>	Cab enclosure panels	May 7, 2002
<a href="#">6530448</a>	Restraint system	Mar 11, 2003
<a href="#">6561572</a>	Cab enclosure construction	May 13, 2003
<a href="#">7243982</a>	Operator's cab for a work machine	Jul 17, 2007
<a href="#">7252325</a>	Work vehicle cab screen	Aug 7, 2007
<a href="#">7278678</a>	Rear door cab for lift truck	Oct 9, 2007
<a href="#">7347488</a>	Vehicle cab including centrally-located "A post"	Mar 25, 2008
<a href="#">D570381</a>	Cabin for working vehicles	Jun 3, 2008

---

[Google Home](#) - [About Google](#) - [About Google Patent Search](#)

©2009 Google